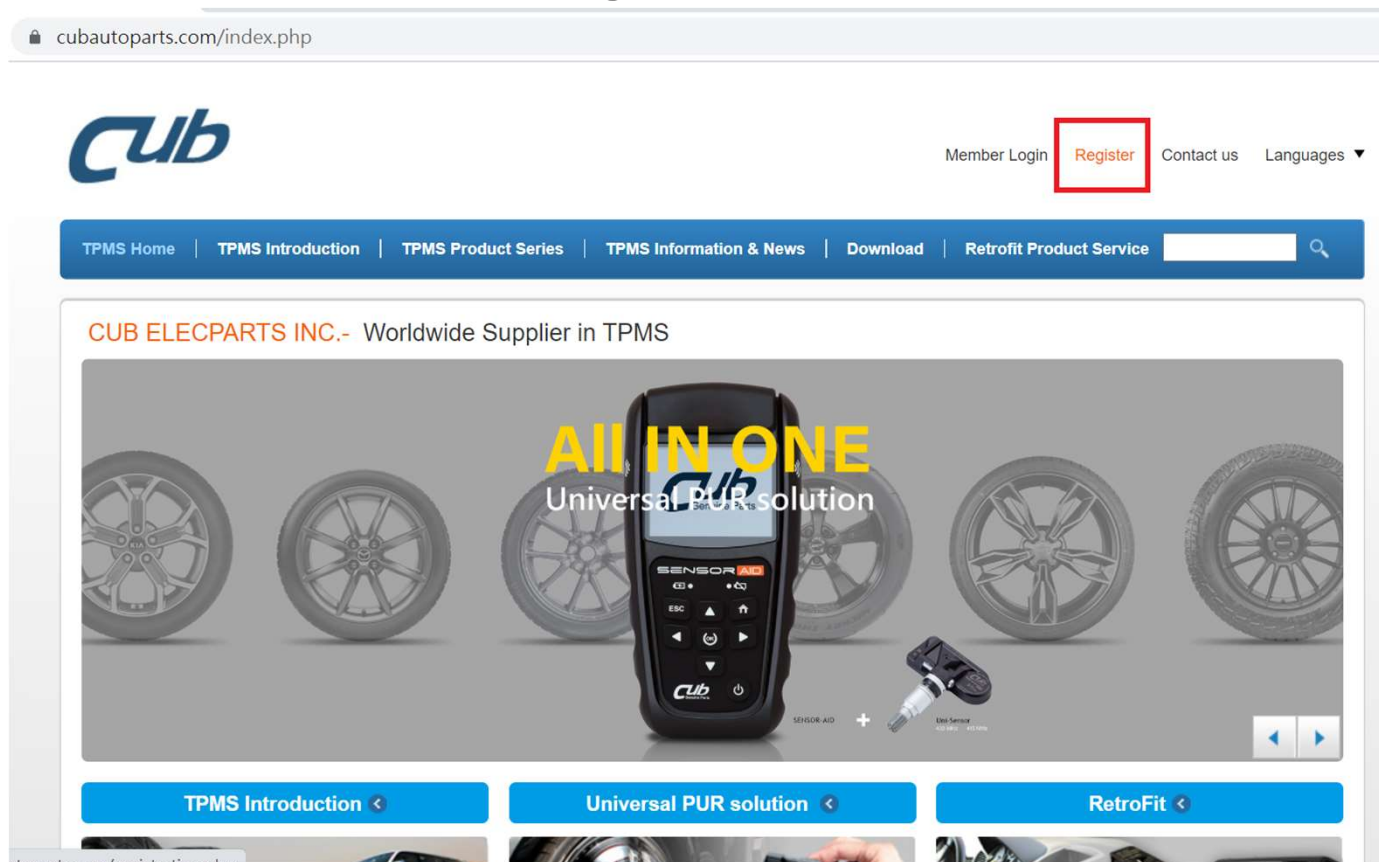


Cub Tool Registration Guide

Step1

- Please go to our TPMS specialized website:
<https://www.cubautoparts.com/index.php> and click on
“Register” in the upper right part.



Step2

- Please read and agree on the terms of use by ticking on “Agree to abide by the terms of use”. Click on Next step.

Terms of Use

1. This website is established by Cub Elecparts Inc. (hereinafter referred to as 'CUB') for the purpose of providing certain information and services. Please read the following Website Service Agreement carefully before using the website. If you do not agree with any clause or policy in this Agreement, please stop using the website immediately. Should the user continue using the CUB website, the user shall be impliedly agreeing with all policies, statements and content contained in the Website Service Agreement. CUB reserves the right to amend at any time any content in this

☒ Agree to abide by the terms of use

Next step

Step3

- Please proceed to fill in all your information.



Required fields*

Serial Number* [Where's the Serial Number?](#)

☐ Gen. 3 Tool
 ☒ Gen. 4 Tool
 ☐ Gen. 4 EVO

Company*

Contact Person* Position

address

City* Zip Code

Country*

Select your Tool type and Input your Sensor-Aids' Serial Number(s). You can find it under the Settings option in your Sensor-Aid.

Step4

- Finish filling in all your details and click on Send.

Phone * Fax

Website

E-mail *

Password * must be at least 8 characters long

Type password again!! *

Business Type * ☐ Tire Shop ☐ Rim Shop

☐ Agent/Distributor ☐ End User

☐ Other

Other :

Security Code * 36839

Reset Send

Important: these will be your account login information

If the caption is not clear, simply click on it and a new one will automatically appear. Please write it in the input field next to it

Step5

- You have now successfully registered as a member. To login, go to the “Member login” in the home website.



Member Login

Register

Contact us

Languages ▼

TPMS Home

TPMS Introduction

TPMS Product Series

TPMS Information & News

Download

Retrofit Product Service



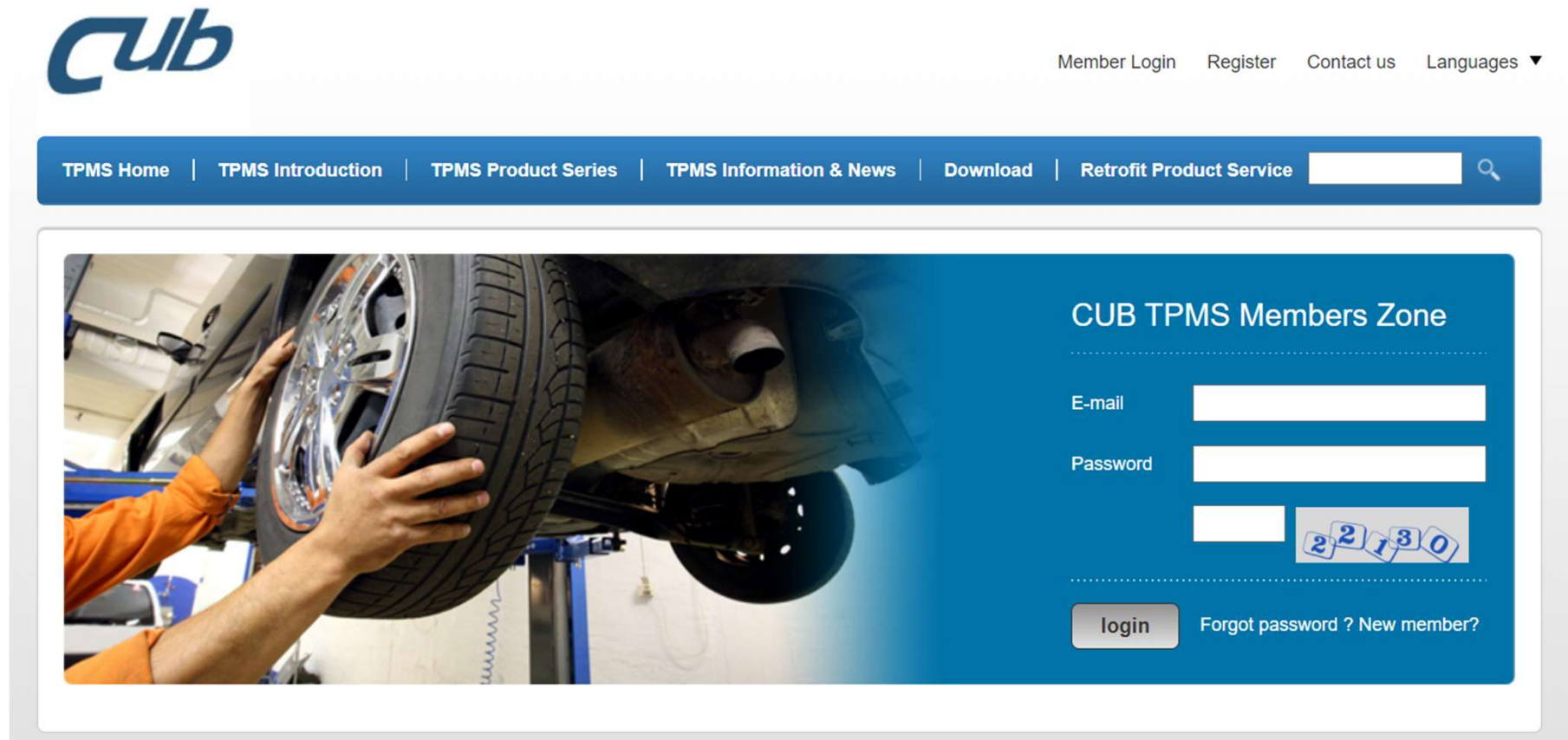
CUB ELECPARTS INC.- Worldwide Supplier in TPMS



CUB ELECPARTS INC.


Step6

- Please write your User Name (E-mail address) and Password and click on Login.



CUB


Member Login Register Contact us Languages ▼

TPMS Home | TPMS Introduction | TPMS Product Series | TPMS Information & News | Download | Retrofit Product Service 

CUB TPMS Members Zone

E-mail

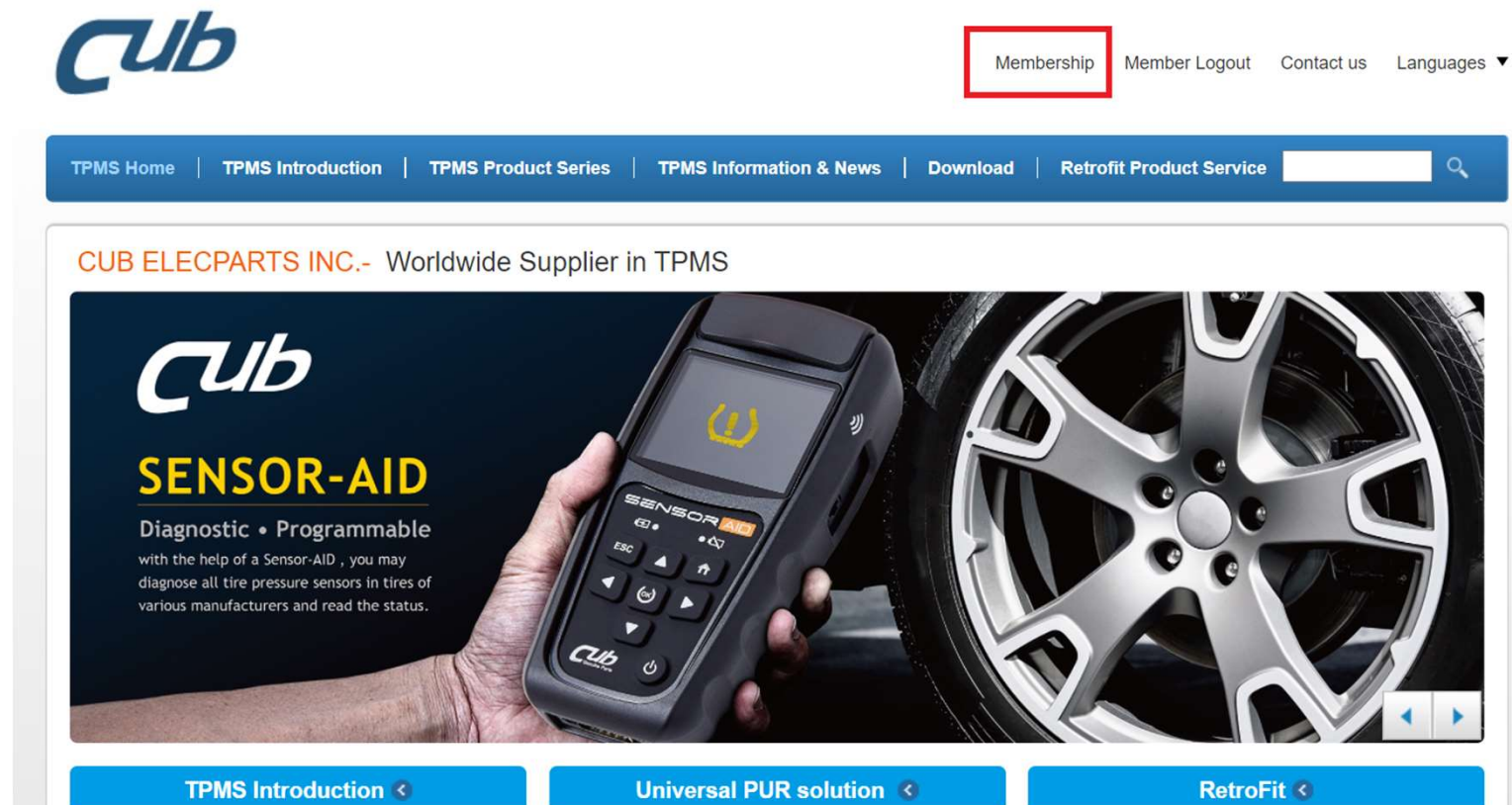
Password



[Forgot password ? New member?](#)

Step7

- In order to see which Serial Numbers you have previously registered on the Cub website, please click on Membership at the top right menu after logging in.



Step8

- A list of all previously registered Serial Numbers will be displayed. You have the option of adding more Serial Numbers by filling in the empty fields and by clicking on More Tool S/N and by pressing on Send at the bottom of the page.

Membership [More tool S/N](#)

Required fields*

Serial Number*

[Where's the Serial Number ?](#)

☒ Gen. 3 Tool ☐ Gen. 4 Tool ☐ Gen. 4 EVO

1.	00	00	00	12	34	56
2.	00	00	00	8F	76	32
3.	00	00	00	8F	5A	3B
4.	00	00	00	67	35	72
5.	00	00	00	E6	41	DF
6.	00	00	00	D9	C3	74
7.	00	00	01	2A	86	CB
8.	00	00	00	12	34	55
9.						

Company* CUB

You could add Gen3, Gen4 and Gen4 Truck Tool SN# in your email account Simultaneously.

Step9

- You also could do the change for your registration data in this page.

The image shows a registration form with the following fields and options:

- Country*: Taiwan台灣 (dropdown menu)
- Phone*: 955348316
- Fax: (empty field)
- Website: stevenlin.mapower@cubelec.com.tw
- E-mail*: stevenlin@cubelec.com.tw (annotated with a blue arrow pointing to the text "You registration email can not be changed.")
- Password: (empty field)
- Type password again!: (empty field)
- Business Type*:
 - ☐ Tire Shop
 - ☐ Rim Shop
 - ☐ Agent/Distributor
 - ☐ End User
 - ☒ Other
- Other: Cub
- Security Code*: (empty field) 60338 (annotated with a blue arrow pointing to the text "Fill in Security Code, and Send")
- Buttons: Reset, Send (annotated with a blue arrow pointing to the text "Fill in Security Code, and Send")

You registration email can not be changed.

Fill in Security Code, and Send

Step10

- You also could delete SN# by enter in the “More tool S/N”

[Membership](#) More tool S/N

Serial Number *

[Where's the Serial Number ?](#)

☒ Gen. 3 Tool ☐ Gen. 4 Tool ☐ Gen. 4 EVO

1.

2.

3.

4.

5.

6.

7.

8.

9.

10.

Serial Number:	Date
00-00-00-12-34-56	2021-07-19 DEL
00-00-00-8F-76-32	2016-05-18 DEL
00-00-00-8F-5A-3B	2016-12-07 DEL
00-00-00-67-35-72	2016-01-14 DEL
00-00-00-E6-41-DF	2016-03-25 DEL
00-00-00-D9-C3-74	2016-08-17 DEL

**Congratulations! You have
now successfully
registered online.**



TPMS



GPS+
TPMS



CUB ELECPARTS INC.
<http://www.cubautoparts.com>
E-mail: sales@cubelec.com.tw

為升電裝工業股份有限公司
公司地址: 彰化縣橋南鄉彰南路六段546巷6號
電話: 886-4-778-2010, 777-0256
傳真: 886-4-778-2009, 886-4-778-3867

